

JATAS Machinery Sales Inc.




503 Frontage Ave. W
Underwood, MN 56586
800-743-2435 / 218-826-6464



SNC Automatic Swivel Head Mitering

- ▣ Model Number : C-650MNC
- ▣ Design Style : Single Side Swivel/Hinge Type

Specifications

Angle		 0°	 +45°	 +60°
Max. Capacity	Round	420 mm (16.5")	400 mm (16")	250 mm (10")
	Rectangular(H x W)	380 x 650 mm (15" x 25.6")	400 x 400 mm (16" x 16")	400 x 250 mm (16" x 10")
Saw Blade	Speed	20-100 m/min (66-330 fpm)		
	Size (LxWxT)	5300L x 41W x 1.3Tmm (209" x 1.6" x 0.050")		
	Tension	Hydraulic		
Motor Output	Saw Blade	7.5 HP (5.6 KW)		
	Hydraulic	1 HP (0.75 KW)		
	Coolant pump	1/4 HP (0.18 KW)		
Tank Capacity	Hydraulic	65 L (16.9 gal)		
	Coolant	115 L (29.9 gal)		
Feeding Length	Per Stroke	800 mm (31.5")		
	Multi Stroke	max. 6500 mm (650")		
Work Bed Height		750 mm (29.5")		
Net Weight		2800 kgs (6160 lbs)		
Gross Weight		3000 kgs (6600 lbs)		
Floor Space(LxWxH)		3600 x 2900 x 2500 mm (141.7" x 114" x 98.4")		
Shipping Space(LxWxH)		3655 x 2285 x 2110 mm (144" x 90" x 83")		

C-650MNC Machine Features

Structure

- Swivel sawhead mitering from 90 to 60 degrees
- Hydraulic shuttle vise assembly
- Sturdy cast work table
- 620mm (24.5") solid discharge table with coolant return

Blade Drive

- Specialized worm gear reducer
- Infinitely variable blade speed

Blade Guidance & Lubrication System

- Carbide blade guides with roller bearings
- Two additional bearings to support blade from the top
- Cast iron guide arms supported by heavy-duty cast iron dovetail
- Automatic hydraulic blade tensioning device
- Integral coolant system
- Synchronized blade brush

Control & Automation

- Smart NC-100 (SNC-100) technology
- Programmable up to 100 individual cutting jobs via HMI touch screen
- Automatic kerf compensation
- "Save-a-Blade" design to prevent tooth deformities
- Automatic work height selector & air gap eliminator
- Automatic shutoff after cutting jobs complete or when out of stock
- Precision feed pressure & feed rate dual valve system
- Bundle/single cutting mode switch
- Ergonomically located independent control station
- Rapid troubleshooting via error feedback system

Material Feeding & Clamping

- NC controlled material feeding
- Full stroke machine vises
- Sturdy cast work table with multiple horizontal rollers & 620mm solid discharge table

Safety

- Proximity switch for sensing blade slippage or breakage
- Interlock design in electrical and hydraulic system
- Conduits protection measure
- "Alert Orange" safety measure

Standard Accessories

- Additional flushing hose
- Adjustable work light

- Bi-metal saw blade
- Tool box, leveling pads, and an additional wire brush
- Operation & parts manual

Design and specifications are subject to change without notice and obligation.